



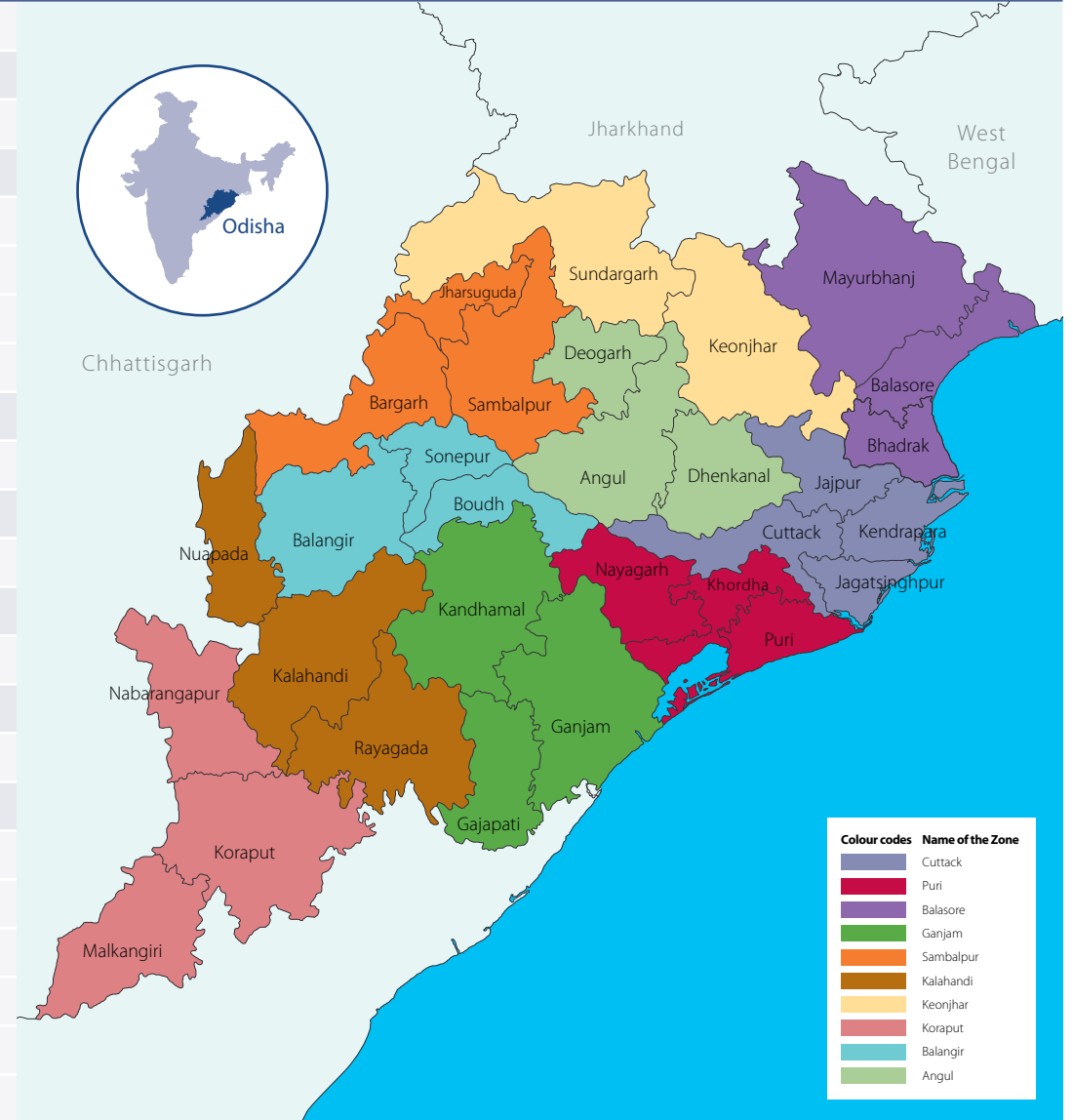
# Odisha Fisheries Fact Sheet

Fisheries & Animal Resources Development  
Department, Government of Odisha

## Odisha general information

Total area	155,707 km <sup>2</sup>
Length of coastline	480 km
EEZ	0.17 million km <sup>2</sup>
Continental shelf	24000 km <sup>2</sup>
Total Population (Census 2011)	4,19,74,218
Male	2,12,12,136
Female	2,07,62,082
Children	52,73,194
Scheduled Tribe	95,90,756 (22.8%)
Scheduled Caste	71,88,463 (17.1%)
Literacy rate (Census 2011)	72.9%
Malnutrition rate among children below age 5 (CNNS 2016–2018)	29%
No. of districts	30
No. of blocks	314
No. of tahsils	317
No. of Gram Panchayat	6798
No. of coastal districts	7
GSDP at current price (2019–2020)	INR 521274.65 crore
Contribution of agriculture and allied sector to GSDP (2020–2021)	21.27%
Contribution of fisheries Sector to GSDP (2020–2021)	2.43%
Per capita income (2020–2021)	INR 1,02,156
Fish consuming population (NFHS-4)	94.4%
Per capita fish consumption	16.24 kg

## Odisha fisheries administrative zones



## Fisheries resources and fish production during 2020–2021

**Total fish production (2020–2021)** 8.73 lakh metric tons

### Freshwater resources



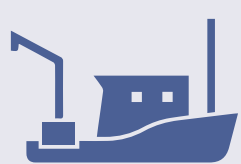
Total area	6.86 lakh ha	5.75 lakh metric tons
Ponds and tanks	1.35 lakh ha	
Reservoirs and MIPs	2.00 lakh ha	
Lakes/swamps/beels	1.80 lakh ha	
Rivers and canals	1.71 lakh ha	

### Brackish Water resources



Total area	4.18 lakh ha	1.25 lakh metric tons
Cultivable area	0.33 lakh ha	
Backwater	0.08 lakh ha	
Chilika Lake	0.79 lakh ha	
Estuaries	2.98 lakh ha	

### Marine Fisheries Resources



MSY potential	2.93 lakh MT	1.73 lakh metric tons
Fishing harbours	4	
Fishing jetty	25	
Other landing centers	44	
Mechanized craft	1741	
Motorized craft	12,246	
Non-motorized craft	8167	
Fish drying platforms	10	

### Export of seafood (2020–2021)



Export value	INR 3108 crores
Export quantity	6,0718 metric tons

### Shrimp PL production (2020–2021)



1945.5 million

### Fish seed (fry) production (2020–2021)



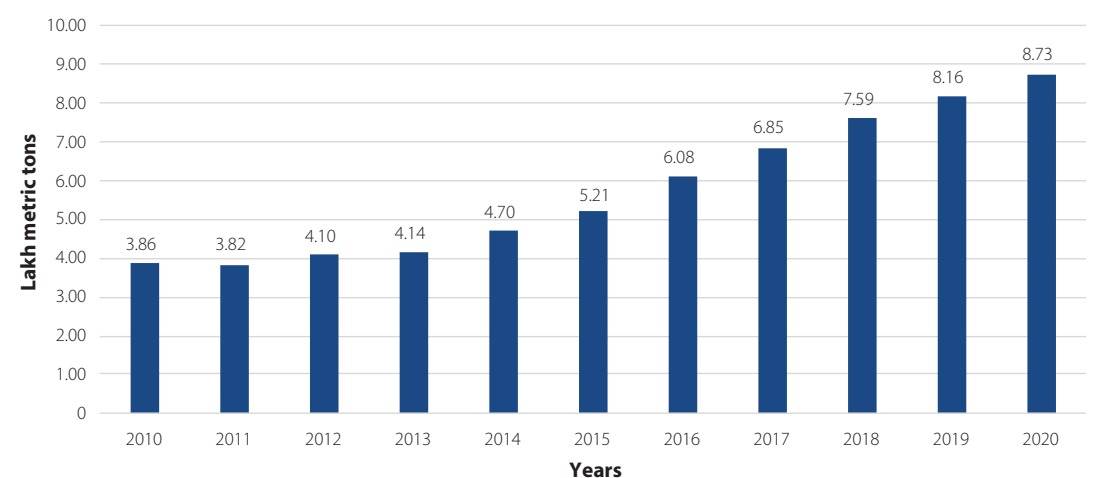
141.309 Crore

### Total fishermen population

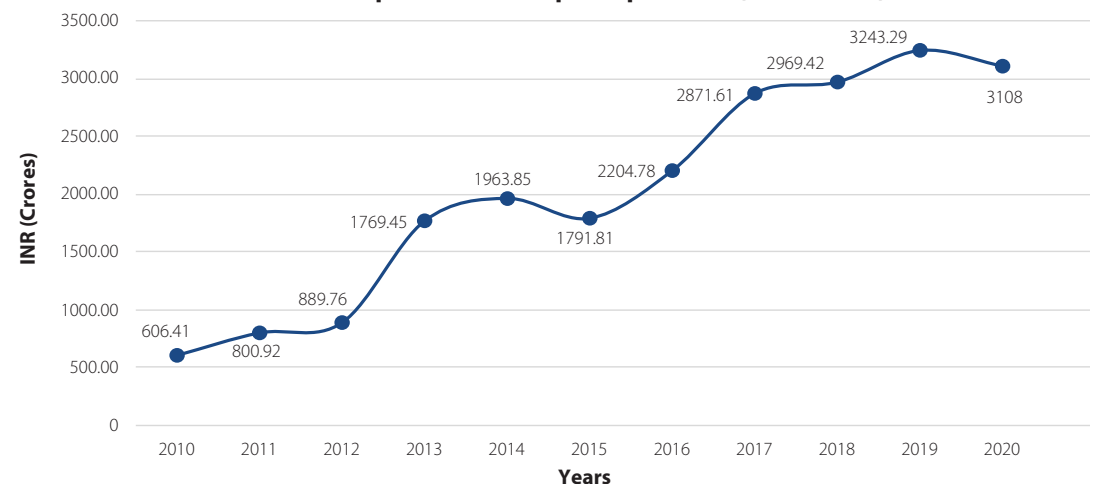


Inland fishermen	9,21,419	Marine fishermen families (CMFRI 2016)	1,15,228
Chilika lake fishermen	150,000		
Marine fishermen (CMFRI 2016)	5,17,623		
Total fishermen	15,89,042		

## Total fish production in Odisha (2010–2020)



## Odisha's export value of aquatic products (2010–2020)



Source: MPEDA.

## Hatchery and other resources

Govt. IMC fish seed hatcheries	28	Private shrimp seed hatcheries	26
Private IMC fish seed hatcheries	96	Seafood exporters	49
Govt. fish seed rearing farm	78	Seafood processing plants	33
Govt. GIFT tilapia seed hatchery	1	Ice plants	57
Private GIFT tilapia seed hatcheries	4	Fish and shrimp feed mills	3
Govt. shrimp seed hatchery	1	Primary fishermen cooperative societies	749

## Training centers of Directorate of Fisheries



1. Fisheries Training Institute, Balugaon
2. Brackish Water Fisheries Training Institute, Paradeep

### Acknowledgments

This work is undertaken as part of the CGIAR Research Program on Fish Agri-Food Systems (FISH). The Funding support received from Fisheries & Animal Resources Development Department, Government of Odisha is greatly acknowledged.



RESEARCH PROGRAM ON  
Fish  
Led by WorldFish

