

Digital Fish Farming Group Report: Jul 2022- Sep 2022

Type of Category	No. Article	Content view	Reaction count	Video view
Announcement	3	75149	2296	4428
Crop Price	85	161621	1943	0
News	2	24232	628	0
Fish Technical Guideline	2	44160	1116	0
Nutrition	1	13819	325	0
Quiz	51	290677	10546	0
Articles	22	241068	8163	0
Grand Total	164	850726	25467	4428

Deliverable 3: Posting Articles, Guidelines (Q9)

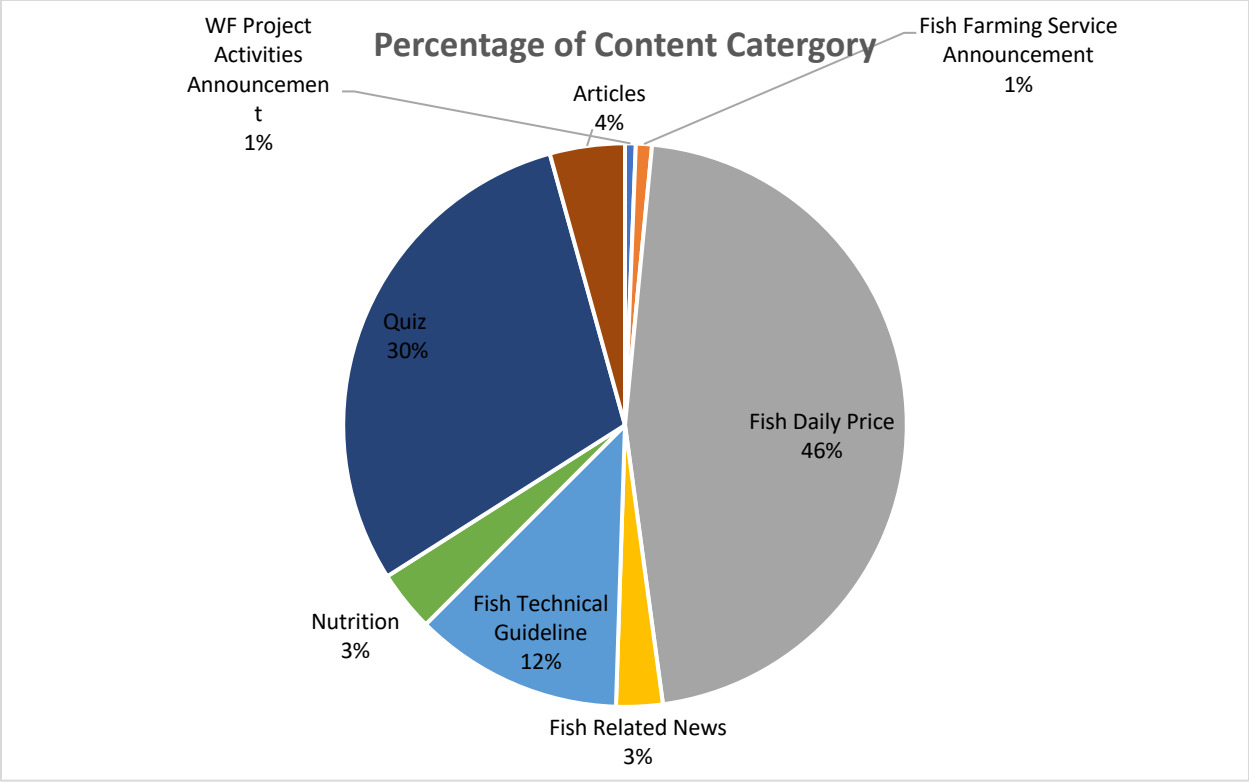


Figure 1.1. Percentages of Posted Articles or Contents from July 2022 to Sep 2022

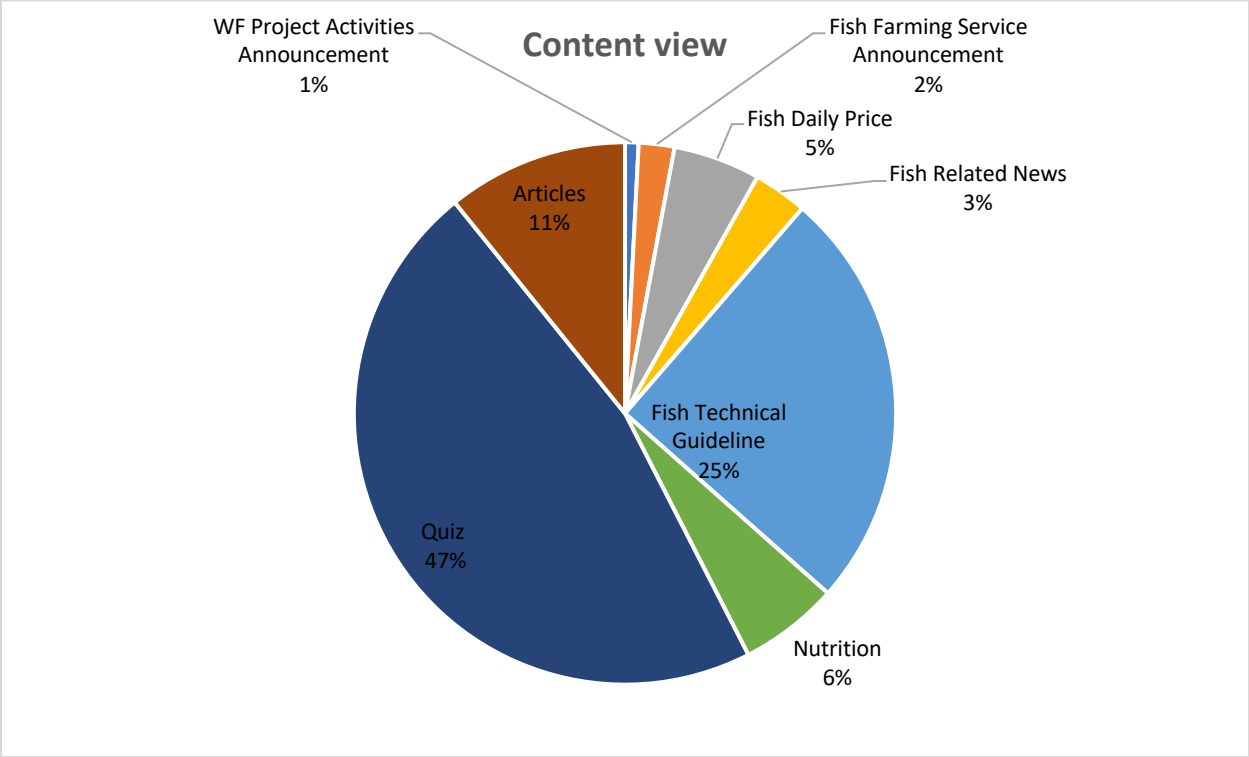


Figure 1.2. Percentages of Who View Posted Articles or Contents from July 2022 to Sep 2022

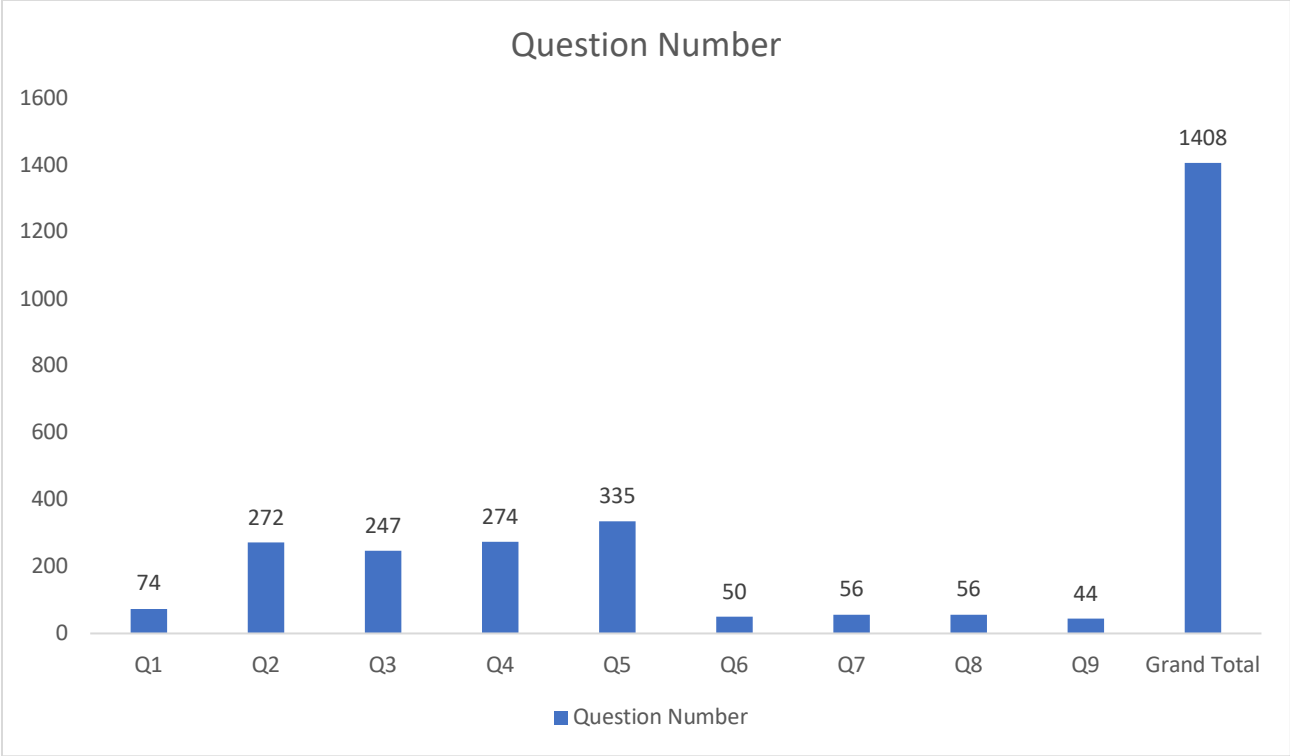


Figure 1.3. Total Number of Questions from July 2022 to Sep 2022

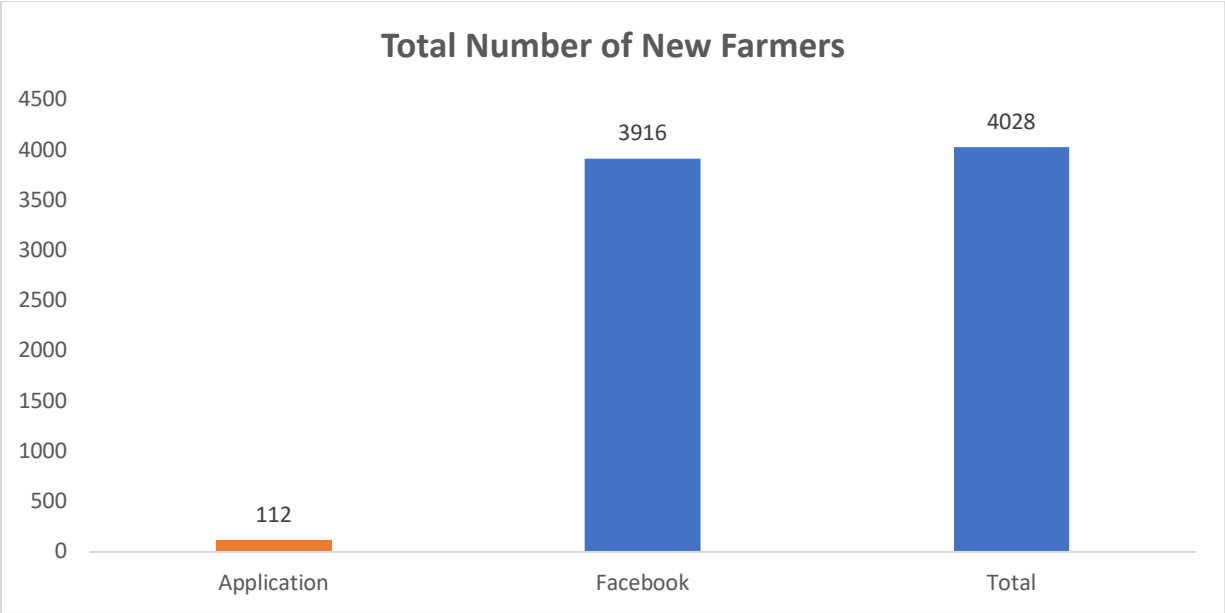


Figure 1.4. Total Number of New Farmers in Groups from July 2022 to Sep 2022

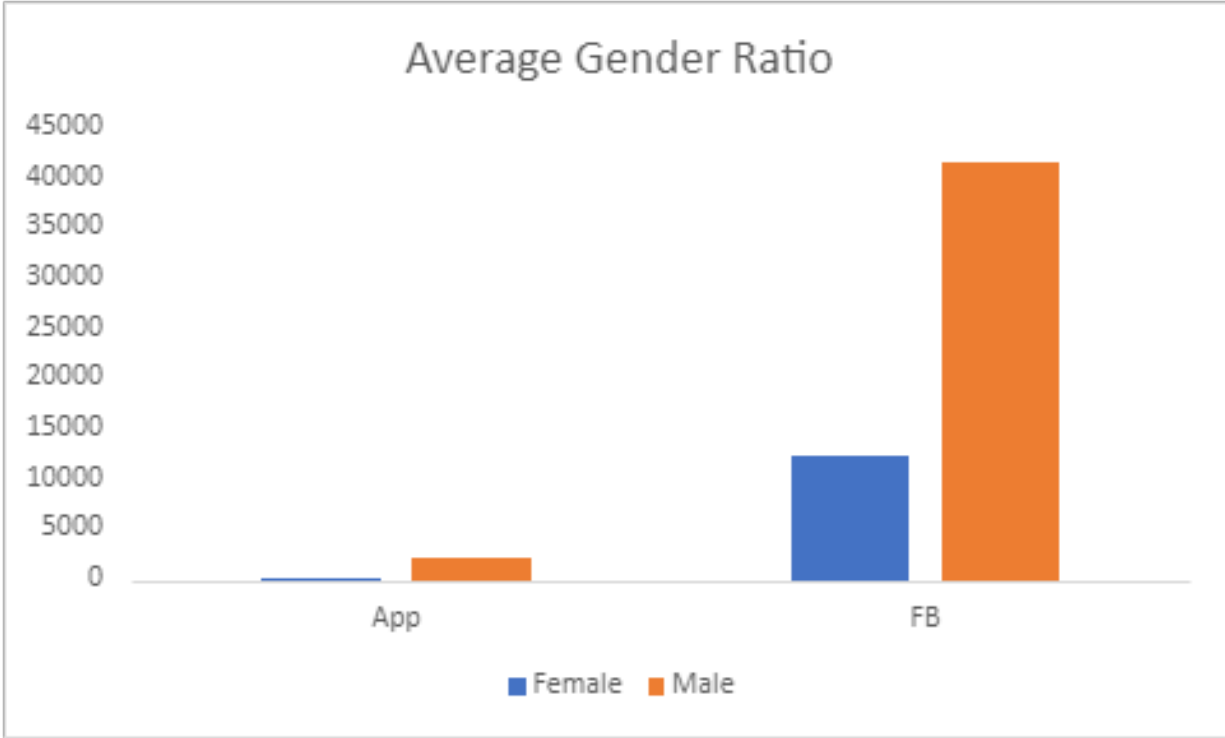


Figure 1.5. Gender Ratio of New Members in Groups from July 2022 to Sep 2022

Deliverable 2: Training to World Fish and Implementing Staff

Date	Trainers	Target	Number Staff

Deliverable 5: Call Center

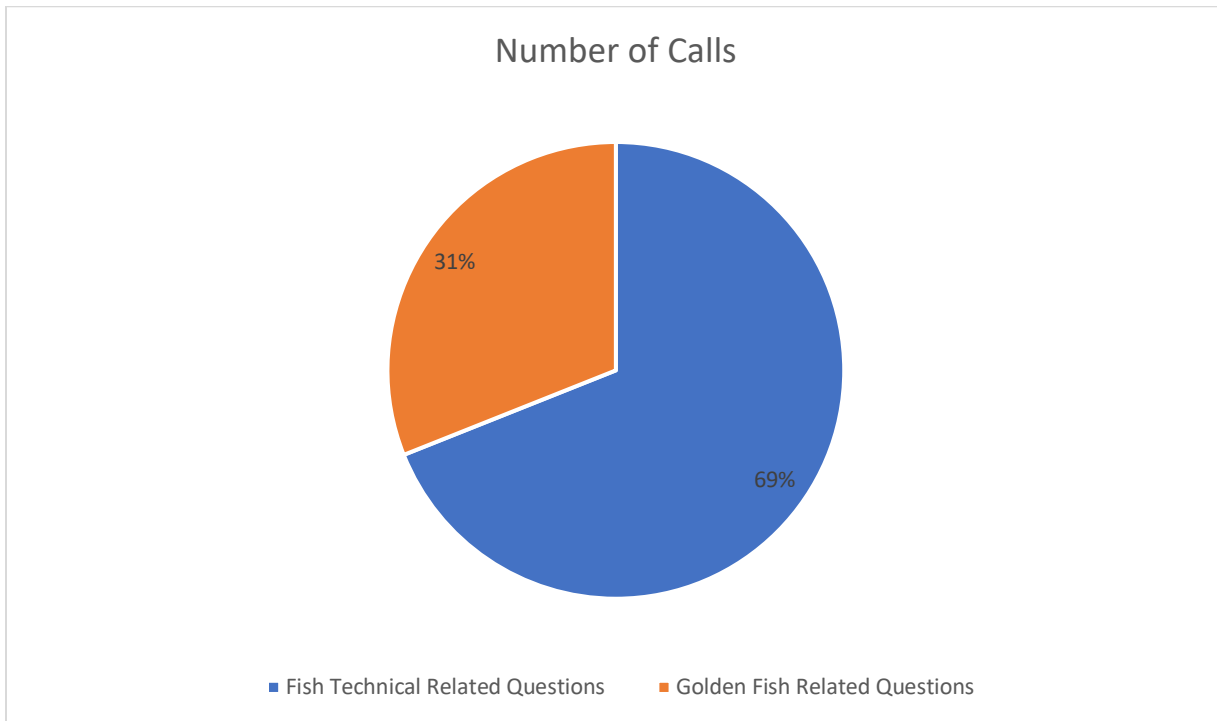


Figure 1.6. Total Number of Calls was 29 from July 2022 to Sep 2022

Type of Category	Q1(Aug-Sep 2020)				Q2(Oct-Dec2020)				Q3(Jan-Mar2021)				Overall Total (Q1-Q3)			
	No. Article	Content view	Reaction count	Video view	No. Article	Content view	Reaction count	Video view	No. Article	Content view	Reaction count	Video view	No. Article	Content view	Reaction count	Video view
WF Project Activities Announcement	5	33372	3487	248962	0	0	0	0	0	0	0	0	5	33372	3487	248962
Fish Farming Service Announcement	4	41977	26005	123505	1	7329	117	0	1	5708	137	0	6	55014	26259	123505
Fish Daily Price	38	80	394	0	61	10469	801	0	40	6283	195	0	139	16832	1390	0
Fish Related News	5	32454	1615	0	6	27484	1714	0	5	21237	718	0	16	81175	4047	0
Fish Technical Guideline	10	97111	7595	0	24	121127	6073	0	30	127060	7933	0	64	345298	21601	0
Nutrition	2	143048	1759	0	11	62260	2954	0	7	25727	907	0	20	231035	5620	0
Quiz	2	8384	545	0	36	32807	4971	0	25	19783	5340	0	63	60974	10856	0
Articles	0	0	0	0	7	83763	4280	0	3	13396	711	0	10	97159	4991	0
Grand Total	66	356426	41400	372467	146	345239	20910	0	111	219194	15941	0	323	920859	78251	372467

Summary of Q1, Q2, Q3

Summary of Posting Articles, Guidelines

Type of Category	Q4(Apr-Jun2021)				Q5 (July- Sep 2021)				Q6 (Oct-Dec 2021)				Overall Total (Q4-Q6 2021)			
	No. Article	Content view	Reaction count	Video view	No. Article	Content view	Reaction count	Video view	No. Article	Content view	Reaction count	Video view	No. Article	Content view	Reaction count	Video view
WF Project Activities Announcement	0	0	0	16881	0	0	0	0	0	0	0	0	0	0	0	16881
Fish Farming Service Announcement	0	0	0	0	0	0	0	0	0	0	0	0	0	0	0	0
Fish Daily Price	46	5239	123	0	19	425	263	0	30	12513	2835	0	95	18177	3221	0
Fish Related News	2	16255	378	0	2	33928	947	0	0	0	0	0	4	50183	1325	0
Fish Technical Guideline	22	670894	23131	0	13	213272	6488	0	2	59002	1686	0	37	943168	31305	0
Nutrition	8	59732	1946	0	4	50392	1066	0	0	0	0	0	12	110124	3012	0
Quiz	29	126996	7031	0	26	460744	8646	0	28	679368	587657	0	83	1267108	603334	0
Articles	5	102199	2306	0	1	11065	263	0	1	41717	2279	0	7	154981	4848	0
Grand Total	112	981315	34915	16881	65	769826	17673	0	61	792600	594457	0	238	2543741	647045	16881

Summary of Q4, Q5, Q6

Summary of Posting Articles, Guidelines

	Q7 (Jan-March 2022)				Q8 (April-June 2022)				Q9 (July-Sep 2022)				Overall Total (Q9)			
Type of Category	No. Article	Content view	Reaction count	Video view	No. Article	Content view	Reaction count	Video view	No. Article	Content view	Reaction count	Video view	No. Article	Content view	Reaction count	Video view
WF Project Activities Announcement	1	15973	419	16881	0	0	0	4184	0	0	0	4428	1	15973	419	25493
Fish Farming Service Announcement	0	0	0	0	0	0	0	0	3	75149	2296	0	3	75149	2296	0
Fish Daily Price	48	20022	378	0	85	100622	840	0	85	161621	1943	0	218	282265	3161	0
Fish Related News	1	10513	269	0	3	30565	511	0	2	24232	628	0	6	65310	1408	0
Fish Technical Guideline	3	88504	2530	0	11	118055	1541	0	2	44160	1116	0	16	250719	5187	0
Nutrition	0	0	0	0	1	8125	96	0	1	13819	325	0	2	21944	421	0
Quiz	34	824947	713583	0	59	410675	16681	0	51	290677	10546	0	144	1526299	740810	0
Articles	4	166870	9117	0	1	206	12	0	22	241068	8163	0	27	408144	17292	0
Grand Total	91	1126829	726296	16881	160	668248	19681	4184	164	850726	25467	4428	415	2645803	771444	25493

Summary of Q7, Q8, Q9

Summary of Posting Articles, Guidelines

Overall Summary of Q1-Q9 (Aug, 2020- Sep, 2022)

	Sum Overall			
Type of Category	No. Article	Content view	Reaction count	Video view
WF Project Activities Announcement	7	65318	4325	312401
Fish Farming Service Announcement	9	130163	28555	123505
Fish Daily Price	585	437918	8990	0
Fish Related News	30	237746	7560	0
Fish Technical Guideline	131	1745744	62164	0
Nutrition	35	371228	9149	0
Quiz	383	4090003	2085264	0
Articles	49	827360	36260	0
Grand Total	1229	7905480	2242267	435906

Figure 2.1. Total Number of Questions from Q1 to Q9

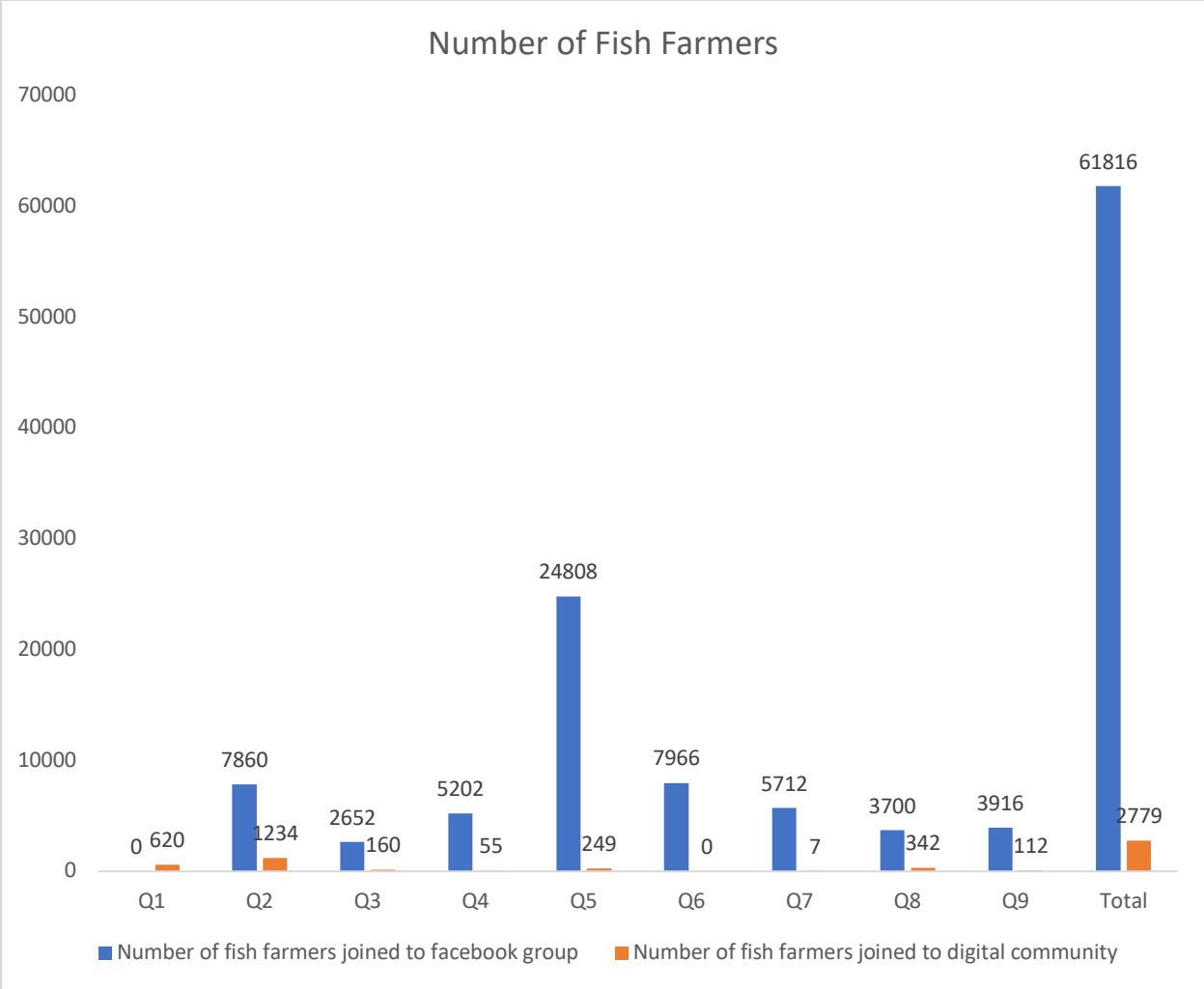


Figure 2.2. Total Number of Farmers in Groups from Q1 to Q9

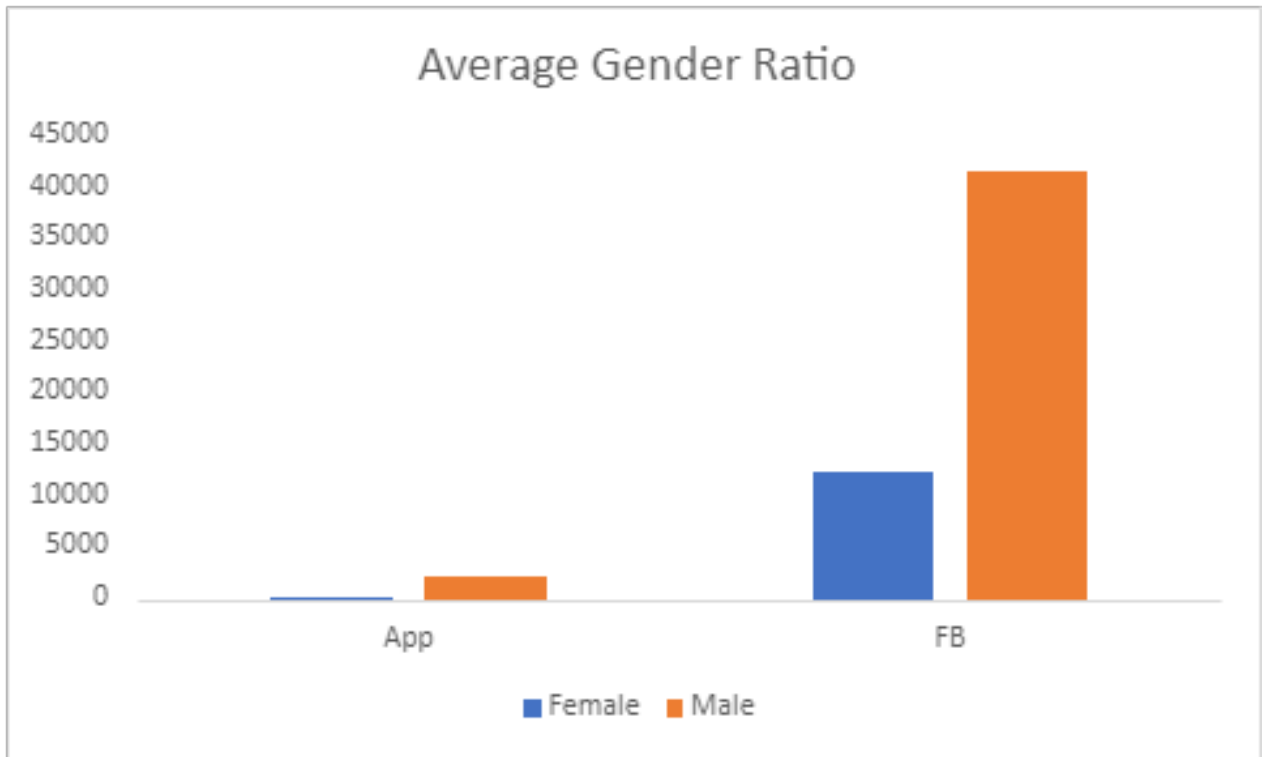


Figure 2.3. Gender Ratio in Groups from Q1 to Q9

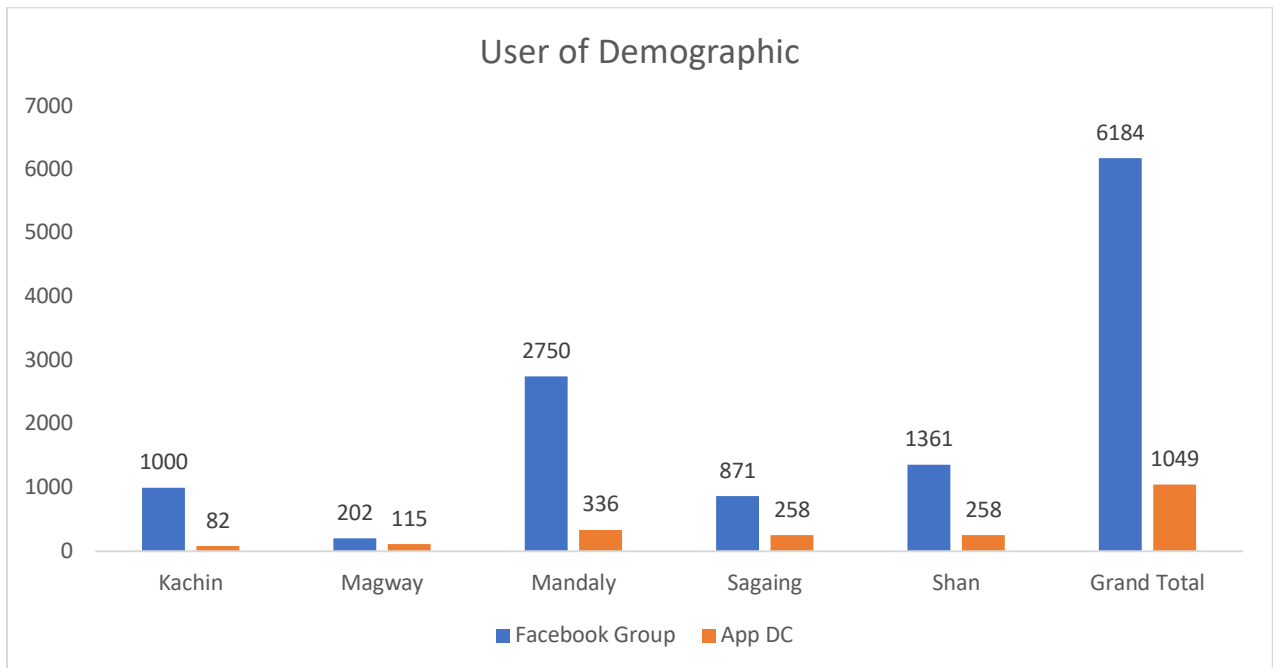


Figure 2.4. Registered Users in DC and Facebook Groups from World Fish's Project Areas

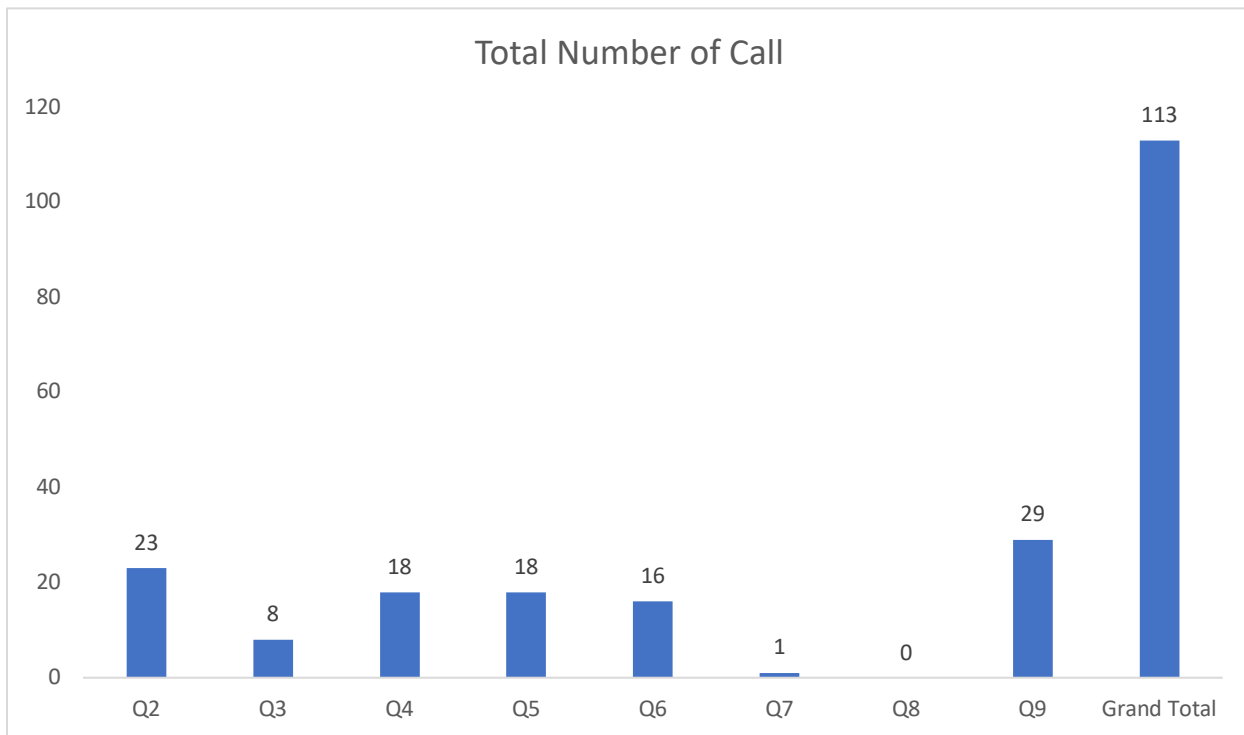
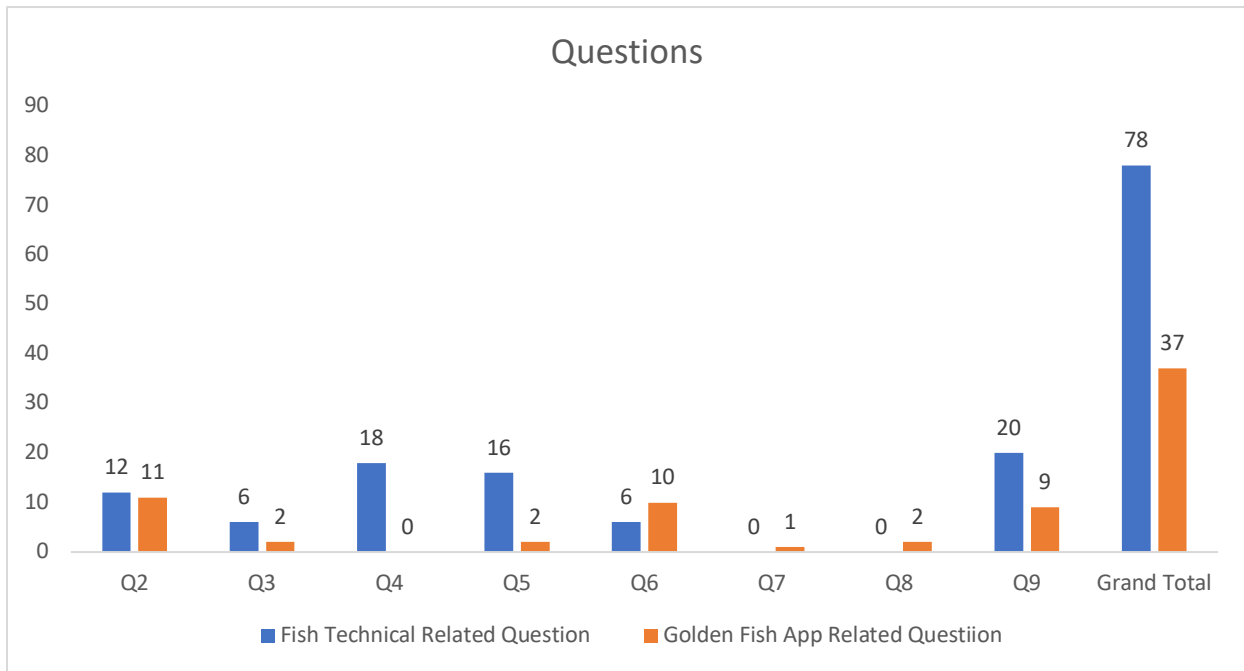


Figure 2.5. Total Number of Calls was 113 from Q2 to Q9

